

Decide what is important

Make a T-Chart – listing important ideas on one side and less important on the other.

Important	Not important



Graphic Organizers

Characters:



Empty rounded rectangular speech bubble for writing characters.

Setting:



Empty oval speech bubble for writing setting.

STORY ELEMENTS

Problem:



Empty oval speech bubble for writing problem.

Solution:



Empty rounded rectangular speech bubble for writing solution.

Theme:

Large empty starburst shape for writing theme.




Graphic Organizers


Name:

Story Elements

Story Title:


Describe the Characters:





Describe the Setting:

Major Events in the Story:



© oakdome.com mycutegraphics.com

CCSS RL.1.3



ECFN

EAST COOPER FAITH NETWORK



Name: _____

Date: _____

Pre-Reading: KWL Chart Template

Directions: Fill in the K and W columns before you read. After you read complete the L column.

Title/Topic: _____

K What do you already know about the topic or title?	W What do you want to know about the topic or title?	L What did you learn about the topic or title?
_____	_____	_____
_____	_____	_____
_____	_____	_____
_____	_____	_____
_____	_____	_____
_____	_____	_____
_____	_____	_____
_____	_____	_____
_____	_____	_____
_____	_____	_____

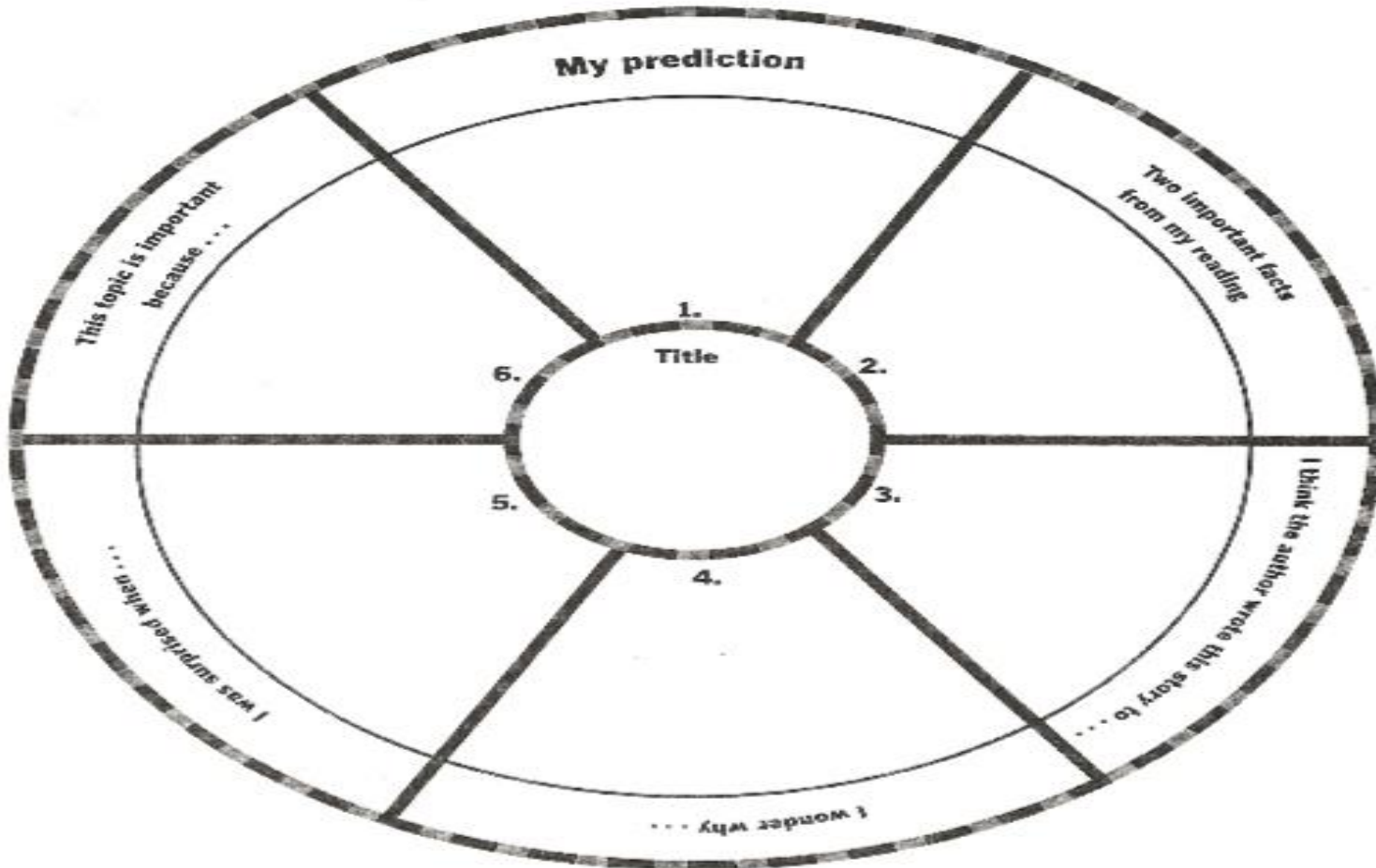
NAME _____

DATE _____

Stay on Target



Use this organizer as you read a story, book or article.



Name _____ Date _____ Class Period _____

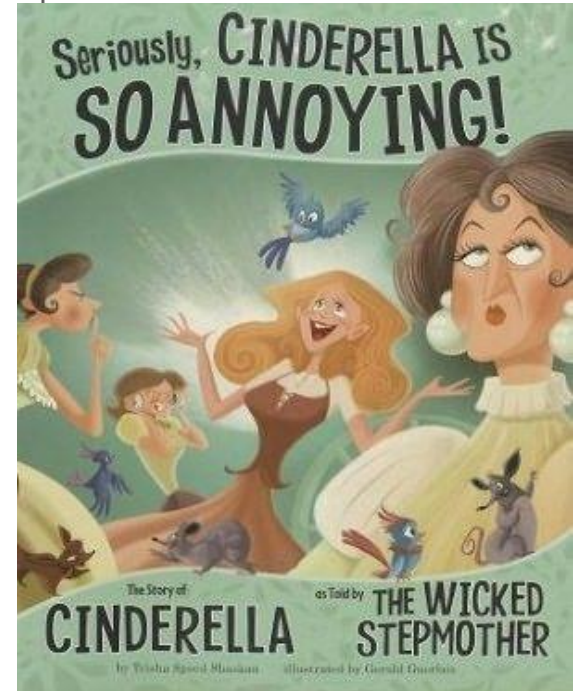
Story/Book Title _____ Author _____

Character Examination

Directions: Fill in the required information in each section below as indicated. Be as specific as you can in each section.

Add Your Own Category Here →

A graphic organizer for character examination. At the center is a circle labeled "Character's Name". Six lines radiate from this center to six larger circles, each with a label: "Acts", "Looks", "Says", "Feels about Himself/Herself", "Others' Attitudes", and "Add Your Own Category Here" (with an arrow pointing to a small box above the circle). Below the "Says" circle is a rectangular box labeled "Saddest/Funniest Quotes:". Below the "Looks" circle is a rectangular box labeled "Additional Notes and Thoughts:". To the right of these boxes is a cartoon drawing of a person with a hand to their chin, appearing to be in deep thought.



Name:

Main Idea and Details

Main Idea:

Detail:

Detail:

Detail:

Summary:

© oakdome.com

CCSS.ELA-Literacy.RI.3.2 - 4.2 - 5.2



BOOK BUTTERFLY

By _____

Plot
What is your favorite part of the story?

Character
Who was your favorite character? Why?

Setting
Where did the story take place?

Main Idea
What is the main idea of the story?

Title

Author
by _____

Problem
What is the main problem in the story?

Personal Response
How did the book make you feel? Why?

Rating
I give this book _____ stars!

Solution
How does that problem get solved?

Personal Connection
What did the book remind you of?

© Scholastic Inc.



6 Keys

1. Make reading together enjoyable
2. Consider the reader's interest, experience, and reading level
3. Introduce the book in a relaxed conversation
4. Encourage the reader with specific praise (using sounds, using pictures, noticing mistakes, rereading, fixing mistakes, maintaining meaning, reading smoothly)
5. Help the reader maintain the story.
6. Read together on a consistent basis.

